

NCD/NSE/2025-26/46

November 6, 2025

The Manager
Listing Department- Debt
National Stock Exchange of India Limited
"Exchange Plaza", Bandra-Kurla Complex,
Bandra (East), Mumbai – 400051.

Dear Sir/Ma'am

Sub: Outcome of the Board Meeting

We wish to inform that the Board of Directors of the Profectus Capital Private Limited (**'the Company'**), at its meeting held today i.e. November 6, 2025, has *inter alia* approved the un-audited Financial Results of the Company for the quarter and half year ended September 30, 2025, based on the recommendation of Audit Committee at its meeting held earlier today i.e. November 6, 2025.

A copy of the aforesaid un-audited standalone financial results and the Limited Review Report, in the prescribed format, is enclosed for your information and record.

We further confirm the following:

- a. Pursuant to Regulation 52(2)(e) of the Securities and Exchange Board of India (Listing Obligation and Disclosure Requirements) Regulations, 2015 ('SEBI LODR Regulation'), we hereby state and declare that M/s. S R Batliboi & Co. LLP, Chartered Accountants, Statutory Auditors of the Company have issued their Limited Review Report for the un-audited Financial Results of the Company for the quarter and half year ended September 30, 2025 with unmodified opinion.
- b. Pursuant to Regulation 52(7) of SEBI LODR Regulation, the proceeds from the issuance of Non-Convertible Debentures have been utilised for the purpose as mentioned in the Disclosure Document and other Transaction Documents; and
- c. Pursuant to Regulation 52(7A) of SEBI LODR Regulation, the statement indicating no deviation or variation in the proceeds from the issuance of Non-Convertible debenture and duly reviewed by the Audit Committee of the Company as mentioned in the Disclosure Document and other Transaction Documents; and
- d. Pursuant to Regulation 54 of the SEBI LODR Regulation, all the secured, rated, listed, redeemable Non-Convertible Debentures (NCDs) issued by the Company and remaining outstanding were fully secured and that the Company has maintained the Asset Cover of 1.1 times which is as per the terms of Disclosure Documents and other Transaction Documents.

Further, the disclosures/ information required under Regulation 52 of the SEBI LODR Regulation, as amended from time to time, forms part of un-audited standalone financial results.

The above meeting of the Board of Directors commenced at 12:00 pm and concluded at 01:10 p.m.

your website.

Thanking You,
for **Profectus Capital Private Limited**

Nitin Pangarkar
Company Secretary & CCO
ACS No: 23863

Encl. As above.

Independent Auditor's Review Report on the Quarterly and Year to Date Unaudited Financial Results of the Company Pursuant to Regulation 52 of the SEBI (Listing Obligations and Disclosure Requirements) Regulations, 2015, as amended**Review Report to
The Board of Directors
Profectus Capital Private Limited**

1. We have reviewed the accompanying statement of unaudited financial results of Profectus Capital Private Limited (the "Company") for the quarter ended September 30, 2025 and year to date from April 1, 2025 to September 30, 2025 (the "Statement") attached herewith, being submitted by the Company pursuant to the requirements of Regulation 52 of the SEBI (Listing Obligations and Disclosure Requirements) Regulations, 2015, as amended (the "Listing Regulations").
2. The Company's Management is responsible for the preparation of the Statement in accordance with the recognition and measurement principles laid down in Indian Accounting Standard 34, (Ind AS 34) "Interim Financial Reporting" prescribed under Section 133 of the Companies Act, 2013 as amended, read with relevant rules issued thereunder and other accounting principles generally accepted in India and in compliance with Regulation 52 of the Listing Regulations. The Statement has been approved by the Company's Board of Directors. Our responsibility is to express a conclusion on the Statement based on our review.
3. We conducted our review of the Statement in accordance with the Standard on Review Engagements (SRE) 2410, "Review of Interim Financial Information Performed by the Independent Auditor of the Entity" issued by the Institute of Chartered Accountants of India. This standard requires that we plan and perform the review to obtain moderate assurance as to whether the Statement is free of material misstatement. A review of interim financial information consists of making inquiries, primarily of persons responsible for financial and accounting matters, and applying analytical and other review procedures. A review is substantially less in scope than an audit conducted in accordance with Standards on Auditing and consequently does not enable us to obtain assurance that we would become aware of all significant matters that might be identified in an audit. Accordingly, we do not express an audit opinion.
4. Based on our review conducted as above, nothing has come to our attention that causes us to believe that the accompanying Statement, prepared in accordance with the recognition and measurement principles laid down in the aforesaid Ind AS 34 specified under Section 133 of the Companies Act, 2013 as amended, read with relevant rules issued thereunder and other accounting principles generally accepted in India, has not disclosed the information required to be disclosed in terms of the Listing Regulations, including the manner in which it is to be disclosed, or that it contains any material misstatement.

For S. R. Batliboi & Co. LLP

Chartered Accountants

ICAI Firm registration number: 301003E/E300005

**per Viren H. Mehta**

Partner

Membership No.: 048749



UDIN: 25048749BMNTUD7249

Mumbai

November 6, 2025



Profectus Capital Private Limited

Regd Office: B/17, Art Guild House, 4th Floor, Near Phoenix Marketcity Mall, LBS Marg, Kurla (West), Mumbai - 400070

CIN : U65999MH2017PTC295967 | www.profectuscapital.com


Tel : 022 49194400 | Fax : 022 49194455 | Email : compliance@profectuscapital.com

Statement of unaudited financial results for the quarter and half year ended September 30, 2025

Particulars	Quarter Ended			Year to date		Year ended
	September 30, 2025	June 30, 2025	September 30, 2024	September 30, 2025	September 30, 2024	March 31, 2025
	Unaudited	Unaudited	Unaudited	Unaudited	Unaudited	Audited
Revenue from Operations						
-Interest income	10,550	10,526	9,499	21,076	18,660	38,720
-Net Gain/loss on derecognition of financial instruments at amortised cost	-42	-161	280	-203	565	1,206
-Fee and commission income	406	269	379	675	733	1,527
-Net gain on fair value changes	36	54	73	90	207	289
Other income	79	106	35	185	53	256
I) Total income	11,029	10,794	10,266	21,823	20,218	41,998
Expenses						
-Finance costs	5,140	5,387	4,953	10,527	9,608	20,351
-Impairment of financial instruments	662	403	354	1,065	701	1,136
-Employee benefit expenses	2,909	3,148	2,781	6,057	5,251	11,726
-Depreciation, amortisation and impairment	166	165	165	331	324	653
-Other expenses	1,136	1,293	1,263	2,429	2,230	4,532
II) Total expenses	10,013	10,396	9,516	20,409	18,114	38,398
III) Profit before tax (I - II)	1,016	398	750	1,414	2,104	3,600
Tax expenses						
a) Current tax	402	320	234	722	499	920
b) Deferred tax (charge / (credit))	-139	-215	-32	-354	50	15
IV) Total tax expenses	263	105	202	368	549	935
V) Net profit for the year/period (III - IV)	753	293	548	1,046	1,555	2,665
VI Other comprehensive income						
(A) Items that will not be reclassified subsequently to profit and loss						
(i) Remeasurement of defined benefits obligation	-17	-81	-29	-98	-38	-75
(ii) Income tax relating to items that will not be subsequently reclassified to profit and loss	5	20	8	25	10	19
(B) Items that will be reclassified subsequently to profit and loss						
(i) Fair value gain/(loss) on financial instrument measured at FVOCI	53	79	-	132	-	-8
(ii) Income tax relating to items that will be reclassified subsequently to profit and loss	-13	-20	-	-33	-	2
Other comprehensive income (A)+(B)	28	-2	-21	26	-28	-62
VII Total comprehensive income (V+VI)	781	291	527	1,072	1,527	2,603
VIII) Earnings per equity share (for the quarter and half year not annualised)						
a) Basic (in Rupees)	0.10	0.04	0.07	0.14	0.21	0.36
b) Diluted (in Rupees)	0.10	0.04	0.07	0.14	0.21	0.36
Face value per share (in Rupees)	10	10	10	10	10	10

Notes

- Profectus Capital Private Limited ("the Company") is a Non-Banking Financial Company registered with Reserve Bank of India.
- The financial results for the quarter and half year ended September 30, 2025 have been reviewed by the Audit Committee and approved by the Board of Directors at its meeting held on November 06, 2025.



- 3 The financial results have been prepared in accordance with recognition and measurement principles laid down in the Indian Accounting Standards as prescribed under Section 133 of the Companies Act, 2013 ("the Act") read with the Companies (Indian Accounting Standards) Rules, 2015, as amended from time to time, and other accounting principles generally accepted in India along with the circulars, guidelines and directions issued by RBI from time to time.
- 4 In compliance with Regulation 52 of the Securities and Exchange Board of India ("SEBI") (Listing Obligations and Disclosure Requirements) Regulation 2015 as amended, the financial results for the quarter and half year ended September 30, 2025 have been subjected to a "Limited Review" by the statutory auditor of the Company.
- 5 The secured listed non - convertible debt securities of the Company are secured by exclusive charge on receivables of the Company by way of hypothecation to the extent of minimum 1.1 times of the amount outstanding.
- 6 The Company is only engaged in the business of lending in India and hence there is no separate reportable disclosure in terms of Ind-AS 108 dealing with 'Operating Segment' as specified under Section 133 of the Companies Act, 2013.
- 7 Information as required by Regulation 52(4) of the Securities and Exchange Board of India (Listing Obligations and Disclosure Requirements) Regulations 2015 as amended, is attached as Annexure - I.
- 8 Details of loans transferred / acquired during the period ended September 30, 2025, pursuant to RBI circular RBI/DOR/2021-22/86 /DOR.STR.REC.51/21.04.048/2021-22 dated September 24, 2021.

Details of loans not in default transferred through assignment for the period are given below :-

Particulars	To NBFCs (Amt in lakhs)
Aggregate Principal outstanding of loans transferred (in lakhs)	1,398.86
Aggregate consideration received (in lakhs)	1,398.86
Weighted average maturity of loans (in years)	2.52
Weighted average holding period of Loans (in years)	1.46
Retention of beneficial economic interest (in %)	0%
Coverage of tangible security coverage (in %)	0%
Rating-wise distribution of loans (in lakhs)	NA

- 9 The Company has not acquired or sold any loan in default.
- 10 The Board of Directors of the Company, at its meeting held on June 17, 2025 has inter alia approved proposal to execute a Share Purchase Agreement ("Agreement") with Actis PC Investment (Mauritius) Limited and Actis PC (Mauritius) Limited (collectively referred as "Actis") and UGRO Capital Limited ("UGRO Capital") for the sale of 100% of the equity shares of the Company held by Actis to UGRO Capital ("Proposed Transaction"). The Company, Actis and UGRO Capital have executed the Agreement on June 17, 2025 and the Proposed Transaction is subject to customary conditions precedent, including receipt of RBI approval, and such other conditions as agreed amongst the Parties to the Agreement. During the quarter ended September 30, 2025, the Company has received RBI approval vide its letter dated September 17, 2025 for change of control and 100% shareholding of the Company. The Company currently is in the process of obtaining other requisite approvals and fulfilling customary conditions precedent. Post receipt of all the requisite approvals and consequent change in shareholding, UGRO Capital Limited has proposed to merge the Company with them vide their communication to stock exchanges dated June 17, 2025.
- 11 The figures for the quarter ended September 30, 2025 are the balancing figures between reviewed figures in respect of half year ended September 30, 2025 and the reviewed figures for the quarter ended June 30, 2025. Similarly, the figures for the quarter ended September 30, 2024 are the balancing figures between reviewed figures in respect of half year ended September 30, 2024 and the reviewed figures for the quarter ended June 30, 2024.
- 12 Figures for the previous period/year have been regrouped wherever necessary to confirm to the current period's presentation.

For Profectus Capital Private Limited

K V Srinivasan
Whole Time Director & CEO

Place : Mumbai
Date : November 06, 2025




Profectus Capital Private Limited

Statement of Assets and Liabilities as at September 30, 2025

Amount in Rs. Lakhs

Sr. No.	Particulars	As at September 30, 2025 Unaudited	As at March 31, 2025 Audited
	ASSETS		
I.	FINANCIAL ASSETS		
(a)	Cash and cash equivalents	7,113	9,270
(b)	Bank balances other than (a) above	17,072	33,697
(c)	Loans	2,90,383	3,00,025
(d)	Investments	11,098	9,312
(e)	Other financial assets	2,923	2,420
	Total Financial Assets	3,28,589	3,54,724
II.	NON-FINANCIAL ASSETS		
(a)	Current tax assets (net)	629	151
(b)	Deferred tax assets (net)	429	108
(c)	Property, plant and equipment	1,615	1,921
(d)	Intangible assets	120	115
(e)	Intangible asset under development	37	48
(f)	Other non-financial assets	946	699
	Total Non-Financial Assets	3,776	3,042
	TOTAL ASSETS	3,32,365	3,57,766
	LIABILITIES AND EQUITY		
I.	FINANCIAL LIABILITIES		
(a)	Payables		
	(i) Trade payables		
	- Total outstanding dues of micro enterprise and small enterprise	1	168
	- Total outstanding dues of creditors other than micro enterprise and small enterprise	103	1,123
(b)	Debt securities	44,939	40,197
(c)	Borrowings other than debt securities	1,55,675	1,85,453
(d)	Other financial liabilities	11,095	11,172
	Total Financial Liabilities	2,11,813	2,38,113
II.	NON-FINANCIAL LIABILITIES		
(a)	Current tax liabilities (Net)	838	437
(b)	Provisions	380	1,310
(c)	Other non-financial liabilities	4,232	3,876
	Total Non-Financial Liabilities	5,450	5,623
III.	EQUITY		
(a)	Equity share capital	73,700	73,700
(b)	Other equity	41,402	40,330
	Total Equity	1,15,102	1,14,030
	TOTAL LIABILITIES AND EQUITY	3,32,365	3,57,766



Profectus Capital Private Limited

Statement of Cash Flow

for the period ended September 30, 2025

Amount in Rs. Lakhs

Particulars	For the period ended September 30, 2025 Unaudited	For the year ended March 31, 2025 Audited
A. Cash Flow from Operating Activities		
Net Profit Before Tax	1,414	3,600
Adjusted for		
Depreciation and amortisation	331	653
Impairment on financial instrument	528	428
Bad debt written off	537	708
Provision for Gratuity	55	93
Provision for Leave availment	3	41
Amortised Processing fees and DSA commission	(244)	(580)
Amortised Finance Cost	321	700
Gain on derecognition of financial instrument at amortised cost	203	(1,206)
IndAS adjustment for security deposit	67	159
Finance cost	9,824	18,851
Interest income on loans	(18,603)	(34,478)
Interest income on fixed deposits / investments	(1,712)	(4,228)
Net (gain)/loss on fair value changes	(90)	(289)
	(8,780)	(19,148)
Operating (Loss)/Profit before Working Capital Changes	(7,366)	(15,548)
Adjusted for		
Other financial assets	8,115	(30,379)
Other non financial assets	(247)	(212)
Other financial liabilities	(1,654)	692
Other non financial liabilities	(573)	33
	5,641	(29,866)
Cash Used in Operation	(1,725)	(45,414)
Taxes paid	(799)	
Interest received	18,603	(329)
Interest paid	(9,824)	34,478
	7,980	15,298
Net Cash from / (used in) Operating Activities	6,255	(30,116)
B. Cash Flow from Investing Activities		
Purchase of property, plant and equipment	(37)	(175)
(Purchase)/Sale of Current Investments (Net)	(1,696)	(732)
(Investment) / Maturity of Fixed deposits (Net)	16,625	(2,210)
Interest on Fixed deposits / investments	1,712	4,228
Net Cash generated from / (used in) Investing Activities	16,604	1,111
C. Cash Flow from Financing Activities		
Proceeds from Term loans	40,072	83,150
Repayments of Term loans	(69,571)	(1,00,224)
Proceeds from CC / OD facilities (net)	5,408	21,034
Proceeds from non convertible debentures	-	25,400
Repayments of non convertible debentures	(944)	(2,431)
Payment of lease liability (including interest)	19	(372)
Net cash generated from / (used in) financing activities	(25,016)	26,557
Net increase / (decrease) in Cash and Cash Equivalents (A + B + C)	(2,157)	(2,448)
Opening Balance of Cash and Cash Equivalents	9,270	11,718
Closing Balance of Cash and Cash Equivalents	7,113	9,270





Annexure - I

Disclosures in compliance with Regulations S2(4) of the Securities and Exchange Board of India (Listing Obligations and Disclosure Requirements) Regulation, 2015 for the quarter and half year ended September 30, 2025

a) Debt - Equity ratio -	1.74
b) Debt Service Coverage Ratio - Not applicable as the Company is a Non Banking Financial Company registered with Reserve Bank of India	
c) Interest Service Coverage Ratio - Not applicable as the Company is a Non Banking Financial Company registered with Reserve Bank of India	
d) Outstanding redeemable preference shares (Quantity and Value)	
Quantity	1,30,92,000
Value (in lakhs)	1,309.20
e) Capital Redemption Reserve / Debenture Redemption Reserve : Debenture Redemption Reserve is not required in respect of privately placed debentures in terms of Rule 18(7)(b)(iii) of Companies (Share Capital and Debenture) Rules, 2014	
f) Networth (in lakhs)	1,12,785
g) Net Profit after tax (in lakhs)	1046
h) Earnings per Share	
i) Basic	0.10
ii) Diluted	0.10
i) Current ratio	0.94
j) Long term debt to working capital	10.86
k) Bad debts to Account receivable ratio	0.00
l) Current liability ratio	0.05
m) Total debts to Total assets	0.60
n) Debtors turnover	Not Applicable
o) Inventory turnover	Not Applicable
p) Operating Margin %	6.48%
q) Net Profit Margin %	4.79%
r) Sector specific ratios	
i) CRAR	37.44%
ii) Stage 3 ratio	2.15%



November 6, 2025

The Manager
Listing Department- Debt
National Stock Exchange of India Limited
"Exchange Plaza", Bandra-Kurla Complex,
Bandra (East), Mumbai – 400051.

Dear Sir/Ma'am

Sub: Disclosure under Regulation 52 (7) & (7A) of the Securities and Exchange Board of India (Listing Obligation and Disclosure Requirements) Regulations, 2015

Pursuant to the Regulation 52 (7) & (7A) of the Securities and Exchange Board of India (Listing Obligation and Disclosure Requirements) Regulations, 2015 read with the SEBI Master Circular SEBI/HO/DDHS/DDHS-PoD-1/P/CIR/2024/48 dated May 21, 2024, as amended, we are furnishing herewith statement of utilization of issue proceeds of non-convertible securities along with of no deviation/variation in the use of issue proceeds, from the object stated in the offer documents of non-convertible securities for the quarter ended September 30, 2025.

We request you to kindly take the above information on your record.

Thanking You,
for **Profectus Capital Private Limited**


Nitin Pangarkar
Company Secretary & CCO
ACS No: 23863



Encl. As above.

A. Statement of utilization of issue proceeds:

Name of the Issuer	ISIN	Mode of Fund Raising (Public issues/ Private placement)	Type of instrument	Date of raising funds	Amount Raised	Funds utilized	Any deviation (Yes/ No)	If 8 is Yes, then specify the purpose of for which the funds were utilized	Remarks if any
1	2	3	4	5	6	7	8	9	10
Profectus Capital Private Limited	INE389Z07039	Private Placement	Non-convertible Debentures	12-April-2023	35,00,00,000	35,00,00,000	No	NA	None
	INE389Z07047	Private Placement	Non-convertible Debentures	19-May-2023	14,50,00,000	14,50,00,000	No	NA	None
	INE389Z07054	Private Placement	Non-convertible Debentures	18-July-2024	49,00,00,000	49,00,00,000	No	NA	None
	INE389Z07062	Private Placement	Non-convertible Debentures	30-Sep-2024	205,00,00,000	205,00,00,000	No	NA	None

B. Statement of deviation/ variation in use of Issue proceeds: Not Applicable

Particulars	Remarks
Name of listed entity	Nil
Mode of fund raising	Nil
Type of instrument	Nil
Date of raising funds	Nil
Amount raised	Nil
Report filed for quarter ended	Nil
Is there a deviation/ variation in use of funds raised?	Nil
Whether any approval is required to vary the objects of the issue stated in the prospectus/ offer document?	Nil
If yes, details of the approval so required?	Nil
Date of approval	Nil
Explanation for the deviation/ variation	Nil
Comments of the audit committee after review	Nil
Comments of the auditors, if any	Nil
Objects for which funds have been raised and where there has been a deviation/ variation, in the following table: Not Applicable	

Profectus Capital Private Limited

Original object	Modified object, if any	Original allocation	Modified allocation, if any	Funds utilised	Amount of deviation/ variation for the quarter according to applicable object (in Rs. crore and in %)	Remarks, if any


Deviation could mean:

- Deviation in the objects or purposes for which the funds have been raised.
- Deviation in the amount of funds actually utilized as against what was originally disclosed.

We request you to kindly acknowledge and take on record the aforesaid information.

Thanking you,

Yours faithfully,
for **Profectus Capital Private Limited**



Nitin Pangarkar
Company Secretary & CCO
ACS No: 23863



Date: November 6, 2025

List of Listed NCDs outstanding as on September 30, 2025 and corresponding security cover to be maintained

Sr. No	Description of NCDs issued	ISIN	Type of charge	Secured/ Unsecured	Outstanding amount as on 30-09-2025 (Rs. In lacs)	Security cover required	Security cover maintained (Rs. In lacs)
1	3500, 10.48% p.a. Secured Listed Fully Redeemable NCDs of face value of ₹ 1,00,000/- each (issued in April, 2023)	INE389Z07039	exclusive	Secured	3,672	110%	4,148
2	1450, 10.48% p.a. Secured Listed Fully Redeemable NCDs of face value of ₹ 1,00,000/- each (issued in May, 2023)	INE389Z07047	exclusive	Secured	1,506	110%	1,815
3	4900, 10.157% p.a. Secured Listed Fully Redeemable NCDs of face value of ₹ 1,00,000/- each (issued in July, 2024)	INE389Z07054	exclusive	Secured	4,997	110%	5,723
4	20,500, 9.55% p.a. Secured Listed Fully Redeemable NCDs of face value of ₹ 1,00,000/- each (issued in Sep, 2024)	INE389Z07062	exclusive	Secured	20,229	110%	23,734
	Total				30,404		35,421

Profectus Capital Private Limited

Regd. Office : B-17, Fourth Floor, Art Guild House, Phoenix Market City, Kurla (West), Mumbai - 400 070. **Tel. :** +91-22-4919 4400
Website : www.profectuscapital.com **Email:** info@profectuscapital.com **CIN :** U65999MH2017PTC295967

The covenants criteria as per the terms of debenture trust deed, and the Company's compliance with such covenants

Sr. No.	Description of NCDs	Description of loan covenants	Complied/Non-complied
1	3500, 10.48% p.a. Secured Listed Fully Redeemable NCDs of face value of ₹ 1,00,000/- each (issued in April, 2023)	The Financial Indebtedness by Tangible Net worth < 3.5 Tier 1 CRAR >=20% GNPA <=4% The Non Performing Loans + writeoffs <=6% No Cumulative mismatch in any of the standard buckets up to 12 months	Complied
2	1450, 10.48% p.a. Secured Listed Fully Redeemable NCDs of face value of ₹ 1,00,000/- each (issued in May, 2023)		
3	4900, 10.157% p.a. Secured Listed Fully Redeemable NCDs of face value of ₹ 1,00,000/- each (issued in July, 2024)	The Financial Indebtedness by Tangible Net worth < 3.5 Tier 1 CRAR >=20% GNPA <=4% The Non Performing Loans + writeoffs <=6% Net worth: NNPA ratio should be above 8 times No Cumulative mismatch in any of the standard buckets up to 12 months The company shall maintain a minimum liquidity equal to the one month of Debt liability (Principal + interest) and 2 months of Opex during the tenor of the bond.	Complied

Profectus Capital Private Limited

Regd. Office : B-17, Fourth Floor, Art Guild House, Phoenix Market City, Kurla (West), Mumbai - 400 070. Tel. : +91-22-4919 4400
 Website : www.profectuscapital.com Email: info@profectuscapital.com CIN : U65999MH2017PTC295967

4	20,500, 9.55% p.a. Secured Listed Fully Redeemable NCDs of face value of ₹ 1,00,000/- each (issued in Sep, 2024)	(i) a Risk Weighted Capital Adequacy Ratio of not less than 20% (twenty per cent); Risk Weighted Capital Adequacy Ratio means the result obtained by dividing: (a) Total Capital; by (b) Risk Weighted Assets;	Complied
		(ii) an Equity to Assets Ratio of not less than 15% (fifteen per cent) of Total Assets; Equity to Assets Ratio means the result obtained by dividing: (a) Shareholders' Equity; by (b) Total Assets	
		(iii) an Economic Group Exposure Ratio of not more than 10% (ten per cent) of Total Capital; "Economic Group Exposure Ratio" the result obtained by dividing: (i) the Exposure of the issuer to any Person or Economic Group; by (b) Total Capital	
		(iv) an Aggregate Large Exposures Ratio of not more than 100% (one hundred per cent) of Total Capital; "Aggregate Large Exposures Ratio" means the result obtained by dividing: (a) the aggregate of all Large Exposures; by (b) Total Capital	
		(v) a Related Party Exposure Ratio of not more than 5% (five per cent) of Total Capital; "Related Party Exposure Ratio" means the result obtained by dividing: (a) the Exposure of the Issuer to all Related Parties of the Issuer, less any Exposure of the Issuer to any operating subsidiary of the Issuer involved in leasing, factoring, consumer finance, mortgage finance, or merchant/ investment banking; by (b) Total Capital	
		(vi) an Open Credit Exposures Ratio of not more than 15% (fifteen per cent) of Total Capital; "Open Credit Exposures Ratio" means the result obtained by dividing: (a) Problem Exposures less total provisions; by (b) Total Capital	

Profectus Capital Private Limited

Regd. Office : B-17, Fourth Floor, Art Guild House, Phoenix Market City, Kurla (West), Mumbai - 400 070. **Tel. :** +91-22-4919 4400
Website : www.profectuscapital.com **Email:** info@profectuscapital.com **CIN :** U65999MH2017PTC295967

	<p>(vii) a Fixed Assets Plus Equity Participations Ratio of not more than 35% (thirty five per cent) of Total Capital; “Fixed Assets Plus Equity Participations Ratio” means the result obtained by dividing: (a) the aggregate of net fixed assets and equity investments, less (i) investments in unconsolidated banking and financial subsidiary companies, and (ii) investments in the capital of other banks and financial institutions; by (b) Total Capital;</p> <p>(viii) an Aggregate Foreign Exchange Risk Ratio of not more than 10% (ten per cent) of Total Capital; Aggregate Foreign Exchange Risk Ratio” means the result obtained by dividing: (a) the Aggregate Foreign Exchange Open Position; by (b) Total Capital</p> <p>(ix) a Single Currency Foreign Exchange Risk Ratio of not more than 5% (five per cent) of Total Capital; “Single Currency Foreign Exchange Risk Ratio” means for each Foreign Currency, the result obtained by dividing: (a) the Foreign Exchange Open Position; by (b) Total Capital;</p> <p>(x) an Interest Rate Risk Ratio of not more than 10% (ten per cent) of Total Capital; “Interest Rate Risk Ratio” means, for each Time Period, the result obtained by dividing: (a) the Adjusted Interest Rate Gap for such Time Period; by (b) Total Capital;</p> <p>(xi) an Aggregate Interest Rate Risk Ratio of not more than 20% (twenty per cent) of Total Capital; “Aggregate Interest Rate Risk Ratio” means the result obtained by dividing: (a) the aggregate of all Adjusted Interest Rate Gaps in all Time Periods; by (b) Total Capital;</p>	
--	---	--


Profectus Capital Private Limited

Regd. Office : B-17, Fourth Floor, Art Guild House, Phoenix Market City, Kurla (West), Mumbai - 400 070. **Tel. :** +91-22-4919 4400
Website : www.profectuscapital.com **Email:** info@profectuscapital.com **CIN :** U65999MH2017PTC295967

	<p>(xii) a Foreign Currency Maturity Gap Ratio of not less than (i.e. more negative than) -150% (minus one hundred and fifty per cent) of Total Capital; "Foreign Currency Maturity Gap Ratio" means for each Foreign Currency representing more than 5% (five per cent) of the Issuer's assets, the result obtained by dividing: (a) the Currency Maturity Gap; by (b) Total Capital;</p> <p>(xiii) an Aggregate Negative Maturity Gap Ratio of not less than (i.e., more negative than) -300% (minus three hundred per cent) of Total Capital; and "Aggregate Negative Maturity Gap Ratio" means for Foreign Currencies and local currencies, the result obtained by dividing: (a) the aggregate of each Currency Maturity Gap which is a negative number; by (b) Total Capital;</p> <p>(Xiv) a Liquidity Coverage Ratio of not less than 100% (one hundred per cent), "Liquidity Coverage Ratio" means the proportion of Highly Liquid and Unencumbered Assets held to ensure the Issuer's ongoing ability to meet short-term obligations (i.e. the difference between the Thirty Day Cash Outflows and Thirty Day Cash Inflows.);</p>	
--	---	--

Notes:

1. Loans/ Receivables hypothecated are standard assets as per RBI regulations.
2. The Company has complied with all the other affirmative, informative and negative and other covenants as prescribed in the respective debenture and other trust deeds.

For Profectus Capital Private Limited

 Mr. Sandip Parikh
 (Chief Financial Officer)

 Date: 06th November 2025

Profectus Capital Private Limited

Regd. Office : B-17, Fourth Floor, Art Guild House, Phoenix Market City, Kurla (West), Mumbai - 400 070. **Tel. :** +91-22-4919 4400
Website : www.profectuscapital.com **Email:** info@profectuscapital.com **CIN :** U65999MH2017PTC295967

Column A	Column B	Column C	Column D	Column E	Column F	Column G	Column H	Column I	Column J	Column K	Column L	Column M	Column N	Column O
Particulars	Description of asset for which this certificate relate	Exclusive Charge		Pari- Passu Charge			Assets not offered as Security	Elimination (amount in negative)	(Total C to H)	Related to only those items covered by this certificate				
		Debt for which this certificate being issued	Other Secured Debt	Debt for which this certificate being issued	Assets shared by pari passu debt holder (includes debt for which this certificate is issued & other debts with pari-passu charge)	Other assets on which there is pari-Passu charge (excluding items covered in column F)		debt amount considered more than once (due to exclusive plus pari passu charge)		Market Value for Assets charged on Exclusive basis	Carrying /book value for exclusive charge assets where market value is not (For Eg. Bank Balance, DSRA market value is not applicable)	Market Value for Pari passu charge Assets	Carrying value/book value for pari passu charge assets where market value is not ascertainable or applicable (For Eg. Bank Balance, DSRA market value is not applicable)	Total Value (=K+L+M+N)
		Book Value	Book Value	Yes/No	Book Value	Book Value				Relating to Column F				
ASSETS														
Property, Plant and Equipment (excluding Right of use assets)	-	-	-	No	NA	NA	266	-	266	-	-	NA	NA	NA
Capital Work-in- Progress	-	-	-	No	NA	NA	-	-	-	-	-	NA	NA	NA
Right of Use Assets	-	-	-	No	NA	NA	1,350	-	1,350	-	-	NA	NA	NA
Goodwill	-	-	-	No	NA	NA	-	-	-	-	-	NA	NA	NA
Intangible Assets	-	-	-	No	NA	NA	120	-	120	-	-	NA	NA	NA

Profectus Capital Private Limited

Regd. Office : B-17, Fourth Floor, Art Guild House, Phoenix Market City, Kurla (West), Mumbai - 400 070. **Tel. :** +91-22-4919 4400
Website : www.profectuscapital.com **Email:** info@profectuscapital.com **CIN :** U65999MH2017PTC295967

Column A	Column B	Column C	Column D	Column E	Column F	Column G	Column H	Column I	Column J	Column K	Column L	Column M	Column N	Column O
Particulars		Exclusive Charge		Pari- Passu Charge			Assets not offered as Security	Elimination (amount in negative)	(Total C to H)	Related to only those items covered by this certificate				
	Description of asset for which this certificate relate	Debt for which this certificate being issued	Other Secured Debt	Debt for which this certificate being issued	Assets shared by pari passu debt holder (includes debt for which this certificate is issued & other debts with pari-passu charge)	Other assets on which there is pari-Passu charge (excluding items covered in column F)		debt amount considered more than once (due to exclusive plus pari passu charge)		Market Value for Assets charged on Exclusive basis	Carrying /book value for exclusive charge assets where market value is not (For Eg. Bank Balance, DSRA market value is not applicable)	Market Value for Pari passu charge Assets	Carrying value/book value for pari passu charge assets where market value is not ascertainable or applicable (For Eg. Bank Balance, DSRA market value is not applicable)	Total Value (=K+L+M+ N)
		Book Value	Book Value	Yes/No	Book Value	Book Value				Relating to Column F				
Intangible Assets under Development	-	-	-	No	NA	NA	37	-	37	-	-	NA	NA	NA
Investments	-	-	-	No	NA	NA	11,098	-	11,098	-	-	NA	NA	NA
Loans	Identified Business assets	35,593	1,75,857	Yes	NA	NA	78,934	-	2,90,383	35,593	-	NA	NA	35,593
Inventories	-	-	-	No	NA	NA	-	-	-	-	-	NA	NA	NA
Trade Receivables	-	-	-	No	NA	NA	-	-	-	-	-	NA	NA	NA
Cash and Cash Equivalent	-	-	-	No	NA	NA	6,962	-	6,962	-	-	NA	NA	NA

Profectus Capital Private Limited

Regd. Office : B-17, Fourth Floor, Art Guild House, Phoenix Market City, Kurla (West), Mumbai - 400 070. **Tel. :** +91-22-4919 4400
Website : www.profectuscapital.com **Email:** info@profectuscapital.com **CIN :** U65999MH2017PTC295967

Column A	Column B	Column C	Column D	Column E	Column F	Column G	Column H	Column I	Column J	Column K	Column L	Column M	Column N	Column O
Particulars	Description of asset for which this certificate relate	Exclusive Charge		Pari- Passu Charge			Assets not offered as Security	Elimination (amount in negative)	(Total C to H)	Related to only those items covered by this certificate				
		Debt for which this certificate being issued	Other Secured Debt	Debt for which this certificate being issued	Assets shared by pari passu debt holder (includes debt for which this certificate is issued & other debts with pari-passu charge)	Other assets on which there is pari-Passu charge (excluding items covered in column F)		debt amount considered more than once (due to exclusive plus pari passu charge)		Market Value for Assets charged on Exclusive basis	Carrying /book value for exclusive charge assets where market value is not (For Eg. Bank Balance, DSRA market value is not applicable)	Market Value for Pari passu charge Assets	Carrying value/book value for pari passu charge assets where market value is not ascertainable or applicable (For Eg. Bank Balance, DSRA market value is not applicable)	Total Value (=K+L+M+N)
		Book Value	Book Value	Yes/No	Book Value	Book Value				Relating to Column F				
Bank Balances other than Cash and Cash Equivalents	-	-	17,222	No	NA	NA	-	-	17,222	-	-	NA	NA	NA
Others	-	-	-	No	NA	NA	4,927	-	4,927	-	-	NA	NA	NA
Total	-	35,593	1,93,080	No	NA	NA	1,03,693	-	3,32,365	35,593	-	NA	NA	35,593

Profectus Capital Private Limited

Regd. Office : B-17, Fourth Floor, Art Guild House, Phoenix Market City, Kurla (West), Mumbai - 400 070. **Tel. :** +91-22-4919 4400
Website : www.profectuscapital.com **Email:** info@profectuscapital.com **CIN :** U65999MH2017PTC295967

Column A	Column B	Column C	Column D	Column E	Column F	Column G	Column H	Column I	Column J	Column K	Column L	Column M	Column N	Column O
Particulars	Description of asset for which this certificate relate	Exclusive Charge		Pari- Passu Charge			Assets not offered as Security	Elimination (amount in negative)	(Total C to H)	Related to only those items covered by this certificate				
		Debt for which this certificate being issued	Other Secured Debt	Debt for which this certificate being issued	Assets shared by pari passu debt holder (includes debt for which this certificate is issued & other debts with pari-passu charge)	Other assets on which there is pari-Passu charge (excluding items covered in column F)		debt amount considered more than once (due to exclusive plus pari passu charge)		Market Value for Assets charged on Exclusive basis	Carrying /book value for exclusive charge assets where market value is not (For Eg. Bank Balance, DSRA market value is not applicable)	Market Value for Pari passu charge Assets	Carrying value/book value for pari passu charge assets where market value is not ascertainable or applicable (For Eg. Bank Balance, DSRA market value is not applicable)	Total Value (=K+L+M+N)
		Book Value	Book Value	Yes/No	Book Value	Book Value				Relating to Column F				
LIABILITIES														
Debt securities to which this certificate pertains	-	30,404	-	Yes	NA	NA	-	-	30,404	30,404	-	NA	NA	30,404
Other debt sharing pari-passu charge with above debt	-	not to be filled	-	No	NA	NA	-	-	-	-	-	NA	NA	NA
Other Debt	-		-	No	NA	NA	-	-	-	-	-	NA	NA	NA
Subordinated debt	-		-	No	NA	NA	-	-	-	-	-	NA	NA	NA
Borrowings	-		-	No	NA	NA	-	-	-	-	-	NA	NA	NA

Profectus Capital Private Limited

Regd. Office : B-17, Fourth Floor, Art Guild House, Phoenix Market City, Kurla (West), Mumbai - 400 070. **Tel. :** +91-22-4919 4400
Website : www.profectuscapital.com **Email:** info@profectuscapital.com **CIN :** U65999MH2017PTC295967

Column A	Column B	Column C	Column D	Column E	Column F	Column G	Column H	Column I	Column J	Column K	Column L	Column M	Column N	Column O	
Particulars	Description of asset for which this certificate relate	Exclusive Charge		Pari- Passu Charge			Assets not offered as Security	Elimination (amount in negative)	(Total C to H)	Related to only those items covered by this certificate					
		Debt for which this certificate being issued	Other Secured Debt	Debt for which this certificate being issued	Assets shared by pari passu debt holder (includes debt for which this certificate is issued & other debts with pari-passu charge)	Other assets on which there is pari-Passu charge (excluding items covered in column F)		debt amount considered more than once (due to exclusive plus pari passu charge)		Market Value for Assets charged on Exclusive basis	Carrying /book value for exclusive charge assets where market value is not (For Eg. Bank Balance, DSRA market value is not applicable)	Market Value for Pari passu charge Assets	Carrying value/book value for pari passu charge assets where market value is not ascertainable or applicable (For Eg. Bank Balance, DSRA market value is not applicable)	Total Value (=K+L+M+ N)	
		Book Value	Book Value	Yes/No	Book Value	Book Value					Relating to Column F				
Bank	-		1,44,850	No	NA	NA		-	1,44,850	-	-	NA	NA	NA	
Debt Securities	-		-	No	NA	NA	-	-	-	-	-	NA	NA	NA	
Others	-		25,360	No	NA	NA	-	-	25,360	-	-	NA	NA	NA	
Trade payables	-		No	No	NA	NA	104	-	104	-	-	NA	NA	NA	
Lease Liabilities	-		No	No	NA	NA	-	-	-	-	-	NA	NA	NA	
Provisions	-		No	No	NA	NA	380	-	380	-	-	NA	NA	NA	
Others	-		No	No	NA	NA	16,165	-	16,165	-	-	NA	NA	NA	
Total	-	30,404	1,70,210	No	NA	NA	16,649	-	2,17,263	30,404	-	NA	NA	30,404	

Profectus Capital Private Limited

Regd. Office : B-17, Fourth Floor, Art Guild House, Phoenix Market City, Kurla (West), Mumbai - 400 070. **Tel. :** +91-22-4919 4400

Website : www.profectuscapital.com **Email:** info@profectuscapital.com **CIN :** U65999MH2017PTC295967

Column A	Column B	Column C	Column D	Column E	Column F	Column G	Column H	Column I	Column J	Column K	Column L	Column M	Column N	Column O
Particulars		Exclusive Charge		Pari- Passu Charge			Assets not offered as Security	Elimination (amount in negative)	(Total C to H)	Related to only those items covered by this certificate				
	Description of asset for which this certificate relate	Debt for which this certificate being issued	Other Secured Debt	Debt for which this certificate being issued	Assets shared by pari passu debt holder (includes debt for which this certificate is issued & other debts with pari-passu charge)	Other assets on which there is pari-Passu charge (excluding items covered in column F)		debt amount considered more than once (due to exclusive plus pari passu charge)		Market Value for Assets charged on Exclusive basis	Carrying /book value for exclusive charge assets where market value is not (For Eg. Bank Balance, DSRA market value is not applicable)	Market Value for Pari passu charge Assets	Carrying value/book value for pari passu charge assets where market value is not ascertainable or applicable (For Eg. Bank Balance, DSRA market value is not applicable)	Total Value (=K+L+M+ N)
		Book Value	Book Value	Yes/No	Book Value	Book Value								
Cover on Book Value		1.17	1.13											
Cover on Market Value ^{ix}										1.17				
		Exclusive Security Cover Ratio	1.17		Pari-Passu Security Cover Ratio	NA								

For Profectus Capital Private Limited

Mr. Sandip Parikh
(Chief Financial Officer)
Date: 06th November 2025



Profectus Capital Private Limited

Regd. Office : B-17, Fourth Floor, Art Guild House, Phoenix Market City, Kurla (West), Mumbai - 400 070. **Tel. :** +91-22-4919 4400

Website : www.profectuscapital.com **Email:** info@profectuscapital.com **CIN :** U65999MH2017PTC295967